




WHAT TO DO IN PLUMBING EMERGENCIES

A Step By Step Guide

Brought to you by:
Dr. Drip PTY LTD





BURST PIPE EMERGENCY STEP 1

Address the immediate concern

Steps To Take In Case of a Burst Pipe

Locate the shut off valve and turn it off

- When a burst pipe occurs it is best to shut off the water immediately to minimise the damage to your home.
- It is vital that you be aware of the location of your shut off valve, it is usually located at your water meter.
- To shut off water to your property, your shut off valve and water meter is most likely located within 1m of the front boundary of your property.

STEP 2

Call a Reliable, Fully Qualified Plumber

- Make sure you call a reliable, fully qualified plumber. Don't risk it by trying to fix it yourself, you are more likely to do more damage.
- Call a local emergency plumber to put an immediate stop to your problem.
- Make sure you give Dr Drip PTY LTD (02) 8998 3503 to ensure you get the best

BLOCKED DRAIN EMERGENCIES

STEP 1

Address the immediate concern

Steps To Take In The Event of A Blocked Drain


Don't Use Any Fixtures

- When there is a blocked drain, or a surcharging drain, it is very important not to use any fixtures. Do not put anything else down the drains. If nothing new is going down the drains, nothing 'new' will come back up the drains!
Also, don't forget to shut off the water supply to the washing machines and dishwashers, just in case they start going through a cycle and putting waste into the drains!
- If you are in doubt of where your isolation taps are for your washing machines and dishwashing machines, you can always shut off the water at the water meter until the plumber arrives. To shut off water to your property, your shut off valve is most likely located within 1m of the front boundary of your property.

STEP 2

Call a Reliable, Fully Qualified Plumber

- Make sure you call a reliable, fully qualified plumber. Don't risk it by trying to fix it yourself, you are more likely to do more damage.
- Call a local emergency plumber to put an immediate stop to your problem.
- Make sure you give Dr Drip PTY LTD (02) 8998 3503 to ensure you get the best



HOT WATER SYSTEM EMERGENCIES

STEP 1

Address the immediate concern

Steps To Take In The Event of A Hot Water System Emergency

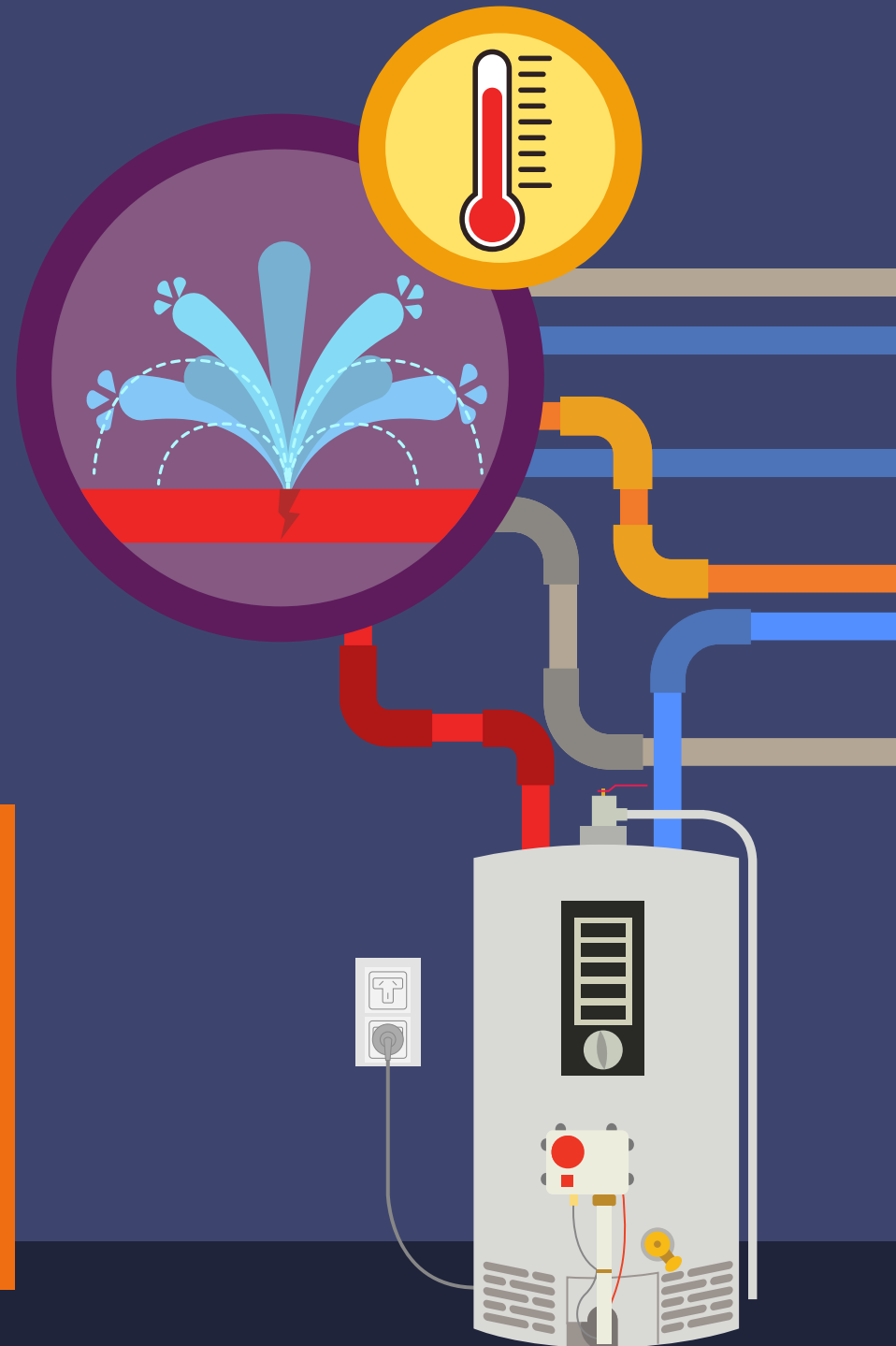
Don't Use Any Fixtures

- When you are experiencing a burst hot water system it is best to locate the hot water shut off valve for the hot water system and turn it off.
- The hot water shut off valve is often located on the side of your hot water tank, or just next to it.
- If you are in doubt of where your hot water shut off valve is, you can always shut off the water at the water meter until the plumber arrives. To shut off water to your property, your shut off valve is most likely located within 1m of the boundary of your property.

STEP 2

Call a Reliable, Fully Qualified Plumber

- Make sure you call a reliable, fully qualified plumber. Don't risk it by trying to fix it yourself, you are more likely to do more damage.
- Call a local emergency plumber to put an immediate stop to your problem.
- Make sure you give Dr Drip PTY LTD (02) 8998 3503 to ensure you get the best





BURST FLEXI EMERGENCIES


STEP 1

Address the immediate concern

Steps To Take In Case of a Burst Flexi

Locate the isolation valve and turn it off

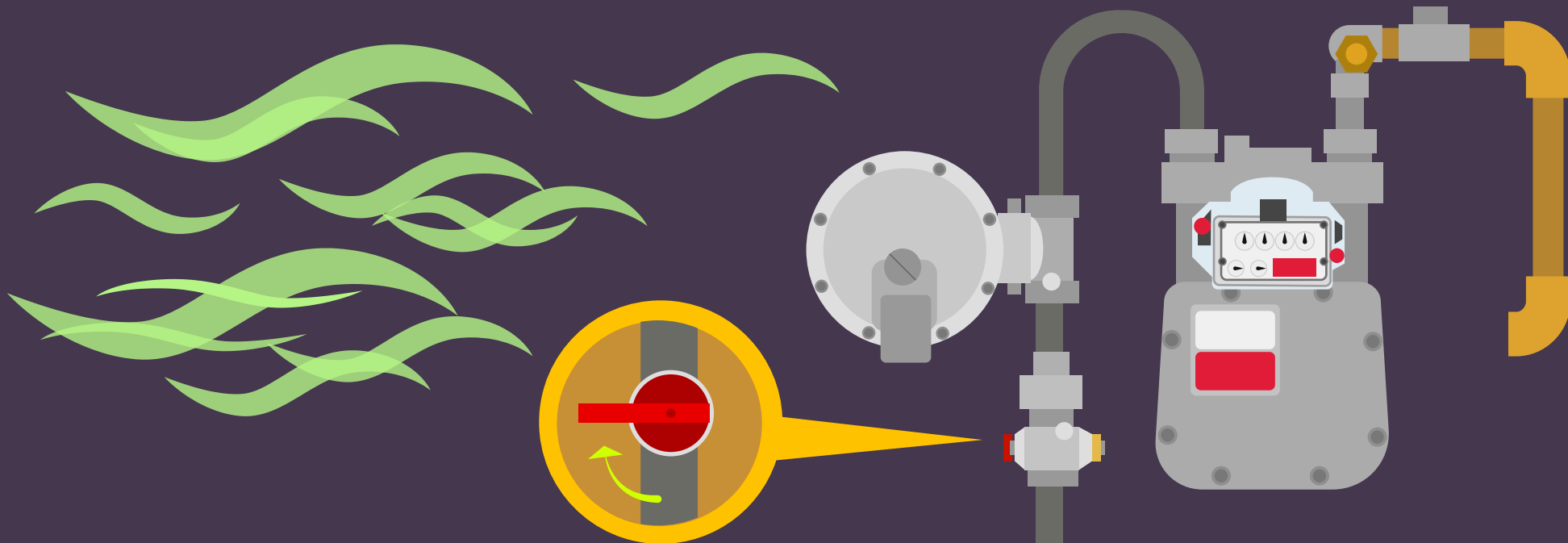
- When a burst flexi occurs it is best to shut off the water immediately to minimise the damage to your home.
- As flexis are more often than not located in a cupboard, whether under the kitchen sink or in the bathroom vanity, is vital that you be aware of the location of your isolation valve. There will be an isolation valve located for each flexi under the sink, near where the flexi connects to the wall. If in doubt, you can always shut off the water to your entire property.
- To shut off water to your property, your shut off valve is most likely located within 1m of the boundary of your property.



STEP 2

Call a Reliable, Fully Qualified Plumber

- Make sure you call a reliable, fully qualified plumber. Don't risk it by trying to fix it yourself, you are more likely to do more damage.
- Call a local emergency plumber to put an immediate stop to your problem.
- Make sure you give Dr Drip PTY LTD (02) 8998 3503 to ensure you get the best



GAS SMELL EMERGENCIES

STEP 1

Address the immediate concern

Steps To Take In The Event of A Gas Smell

Locate the shut off valve and turn it off

- When there is a strong smell of gas it is best to shut off the gas to your property.
- The shut off valve for your gas supply is located at your gas meter, which is generally attached to the side or front of the house.

STEP 2

Call a Reliable, Fully Qualified Plumber

- Make sure you call a reliable, fully qualified plumber. Don't risk it by trying to fix it yourself, you are more likely to do more damage.
- Call a local emergency plumber to put an immediate stop to your problem.
- Make sure you give Dr Drip PTY LTD (02) 8998 3503 to ensure you get the best

WHY HIRE DR. DRIP FOR YOUR EMERGENCIES?


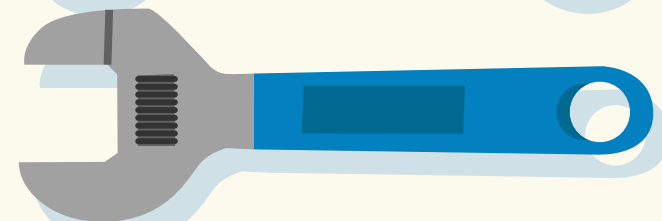


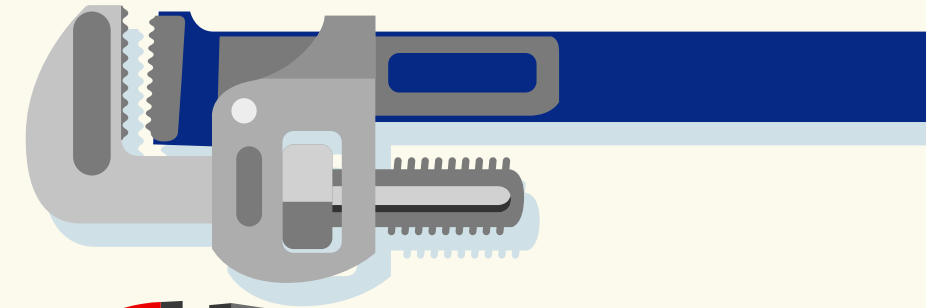

Professionals: Our plumbers are certified to fix all plumbing needs.

Proficient: With more than 20 years of experience in the plumbing business, our job is guaranteed with the highest possible standard.

Polite: Our tradesmen are highly regarded for being honest and polite.

Pricing: We give you an upfront price before we even begin our work.

Paperless: We take pride in promoting a sustainable business by implementing a paperless model at work.



If you are in need of an emergency plumber to help you out of a situation, whether it be a burst pipe, a blocked drain, a burst hot water system, a burst flexi or a gas leak, Dr. Drip is only one call away.

Give us a call right now on (02) 8998 3503 and get fast, efficient and professional plumbing services today.

